


# Nursing Demand

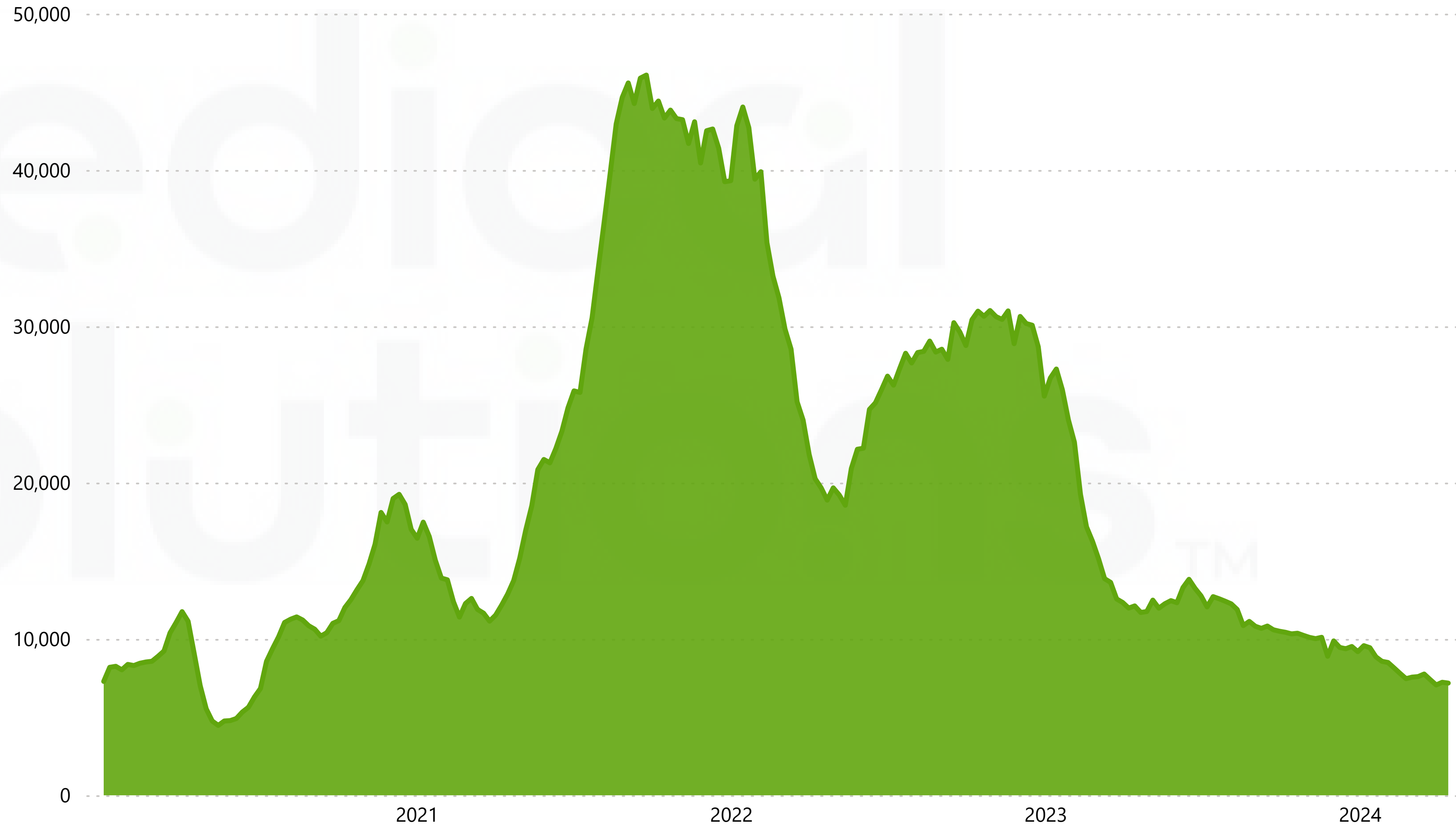






# National Travel Nursing Job Volume

2020 - 2024



● Current Open Positions: **7,177**

● % Change Last 4 Weeks: **-7%**

● % Change Pre Covid: **-25%**

• Open Jobs information is based on Medical Solutions' internal job openings data derived from its direct contracts, managed service contracts, and third-party staffing programs.

• Travel Nursing includes all RN, LPN, and CNA open positions

Open Jobs Data As Of Week Ending: **4/13/2024**

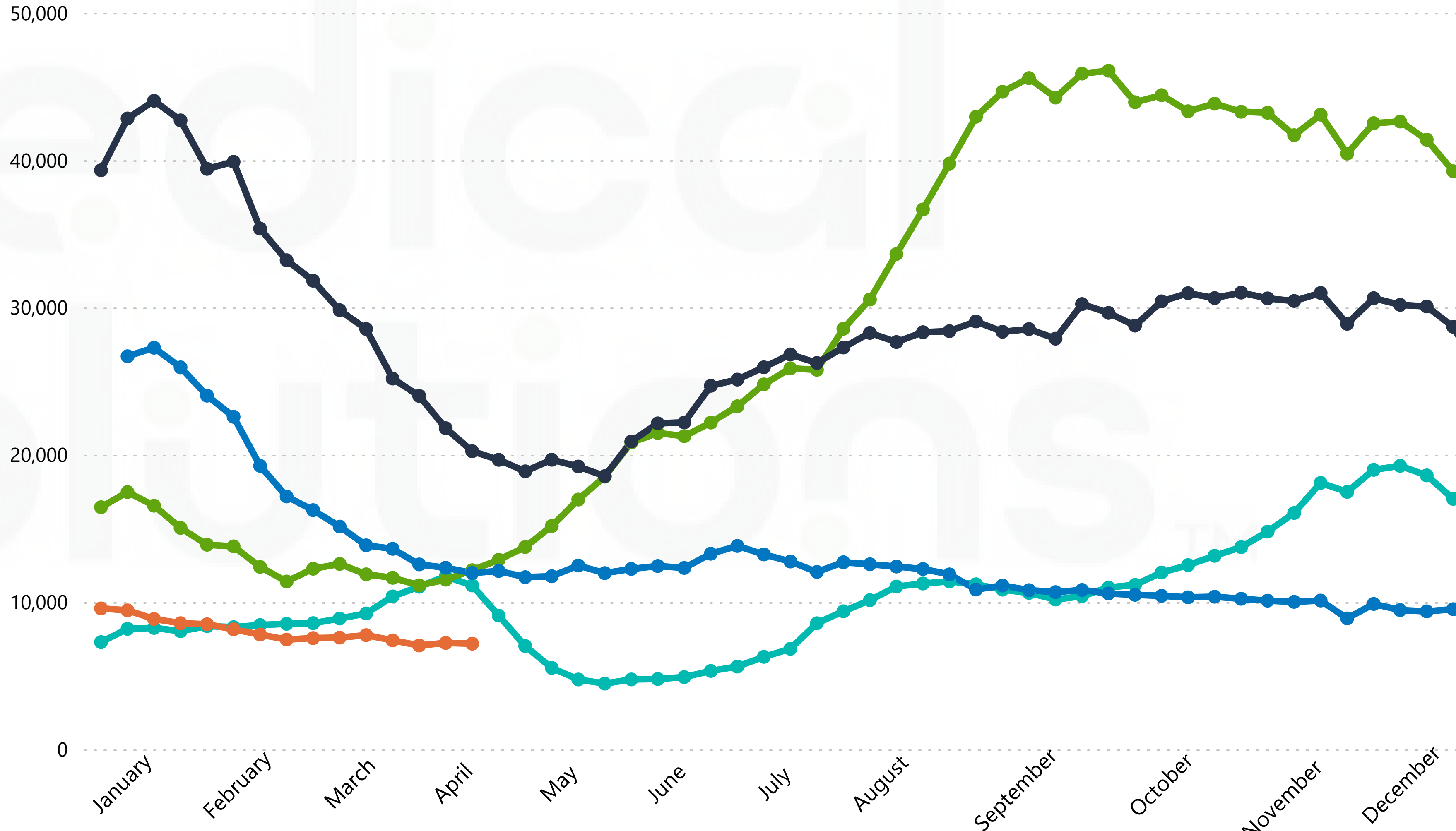
Confidential and Proprietary Information of Medical Solutions. Do not redistribute



# National Travel Nursing Job Volume By Year

2020 - 2024

2020 2021 2022 2023 2024



Current Open Positions: **7,177**

% Change Last 4 Weeks: **-7%**

% Change Pre Covid: **-25%**

• Open Jobs information is based on Medical Solutions' internal job openings data derived from its direct contracts, managed service contracts, and third-party staffing programs.

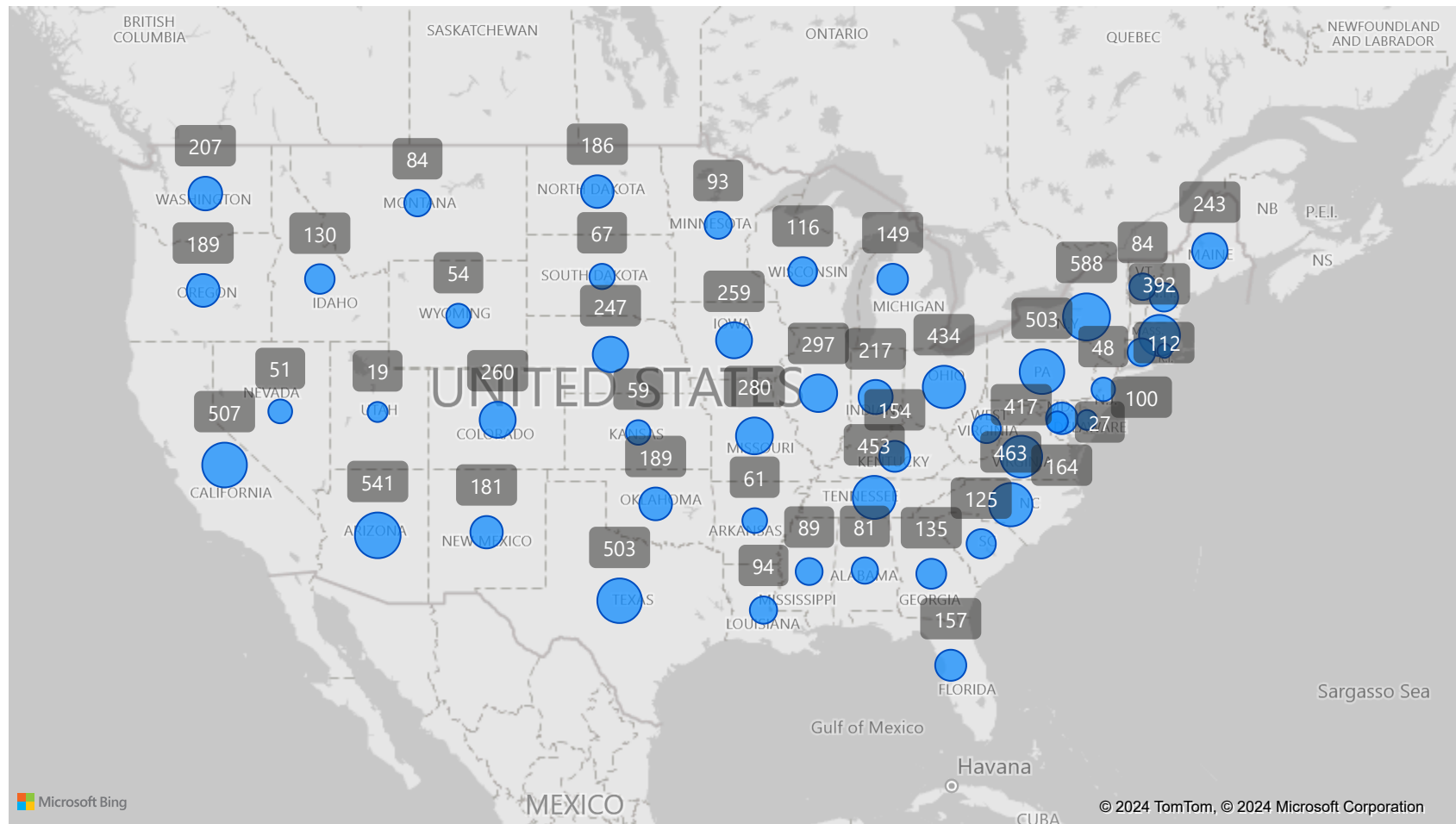
• Travel Nursing includes all RN, LPN, and CNA open positions

Open Jobs Data As Of Week Ending: **4/13/2024**

Confidential and Proprietary Information of Medical Solutions. Do not redistribute



# National Travel Nursing Current Open Positions



## States With Highest Demand

| State          | % of Total Nursing Jobs |
|----------------|-------------------------|
| New York       | 5.8%                    |
| Arizona        | 5.4%                    |
| California     | 5.0%                    |
| Pennsylvania   | 5.0%                    |
| Texas          | 5.0%                    |
| North Carolina | 4.6%                    |
| Tennessee      | 4.5%                    |
| Ohio           | 4.3%                    |
| Virginia       | 4.1%                    |
| Massachusetts  | 3.9%                    |
| <b>Total</b>   | <b>47.7%</b>            |

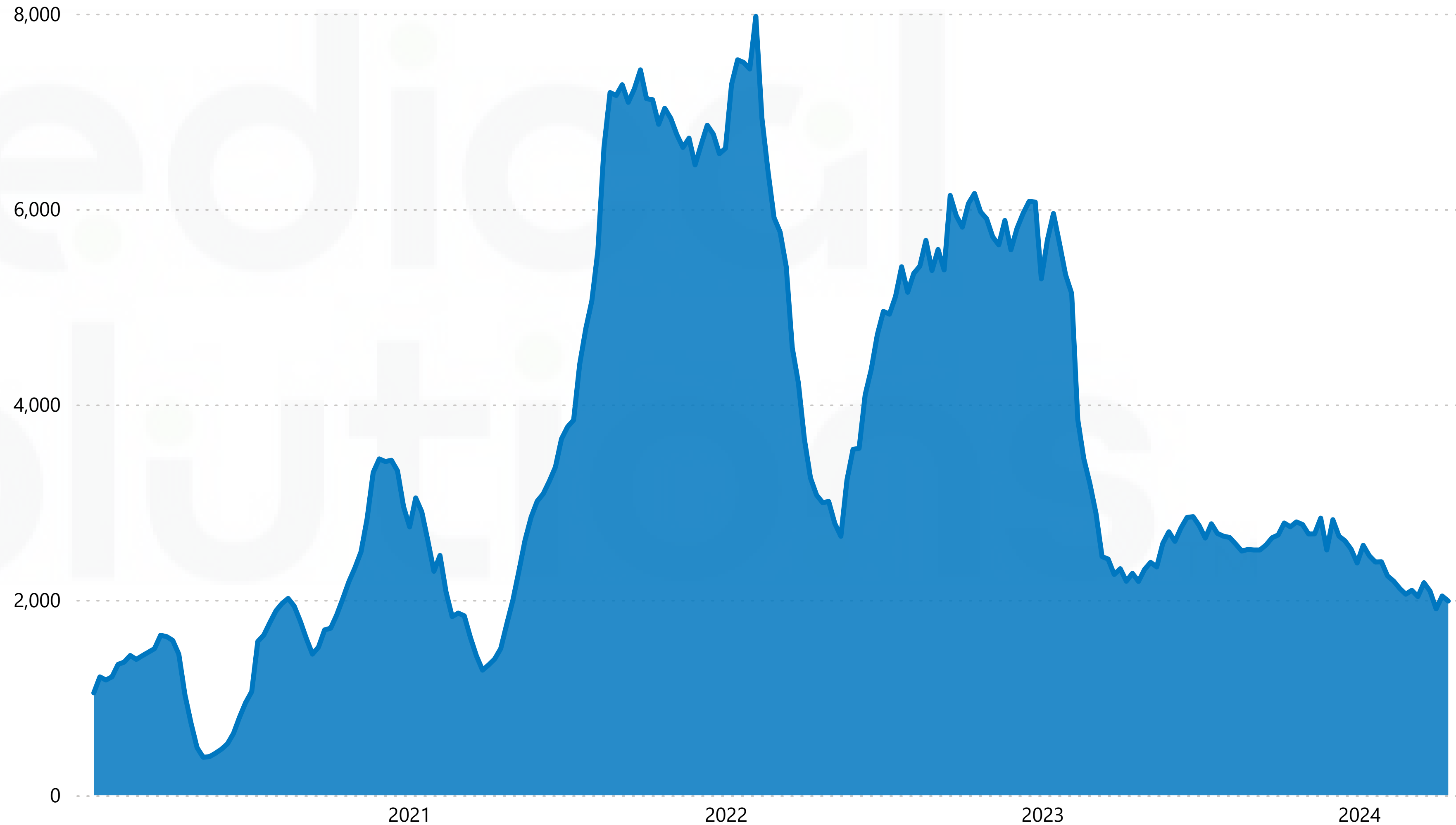
- Open Jobs information is based on Medical Solutions' internal job openings data derived from its direct contracts, managed service contracts, and third-party staffing programs.

- Travel Nursing includes all RN, LPN, and CNA open positions



# National RN Travel Telemetry Job Volume

2020 - 2024



● Current Open Positions: **1,988**

● % Change Last 4 Weeks: **-9%**

● % Change Pre Covid: **30%**

• Open Jobs information is based on Medical Solutions' internal job openings data derived from its direct contracts, managed service contracts, and third-party staffing programs.

• Telemetry includes both Telemetry and Stepdown units

Open Jobs Data As Of Week Ending: **4/13/2024**

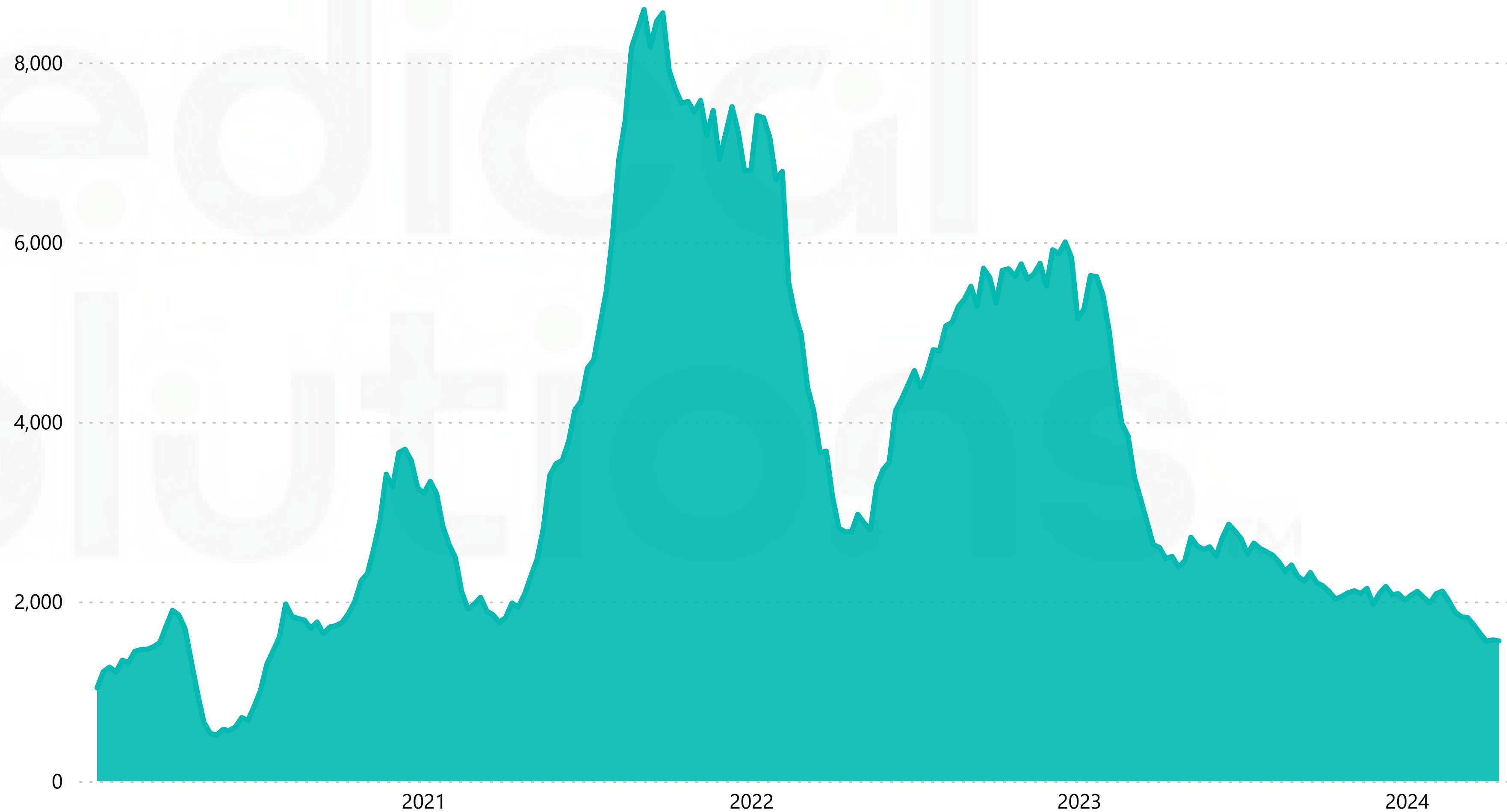
Confidential and Proprietary Information of Medical Solutions. Do not redistribute



# National RN Travel Med Surg Job Volume

2020 - 2024

- Current Open Positions: **1,562**
- % Change Last 4 Weeks: **-10%**
- % Change Pre Covid: **-4%**



• Open Jobs information is based on Medical Solutions' internal job openings data derived from its direct contracts, managed service contracts, and third-party staffing programs.

Open Jobs Data As Of Week Ending: **4/13/2024**

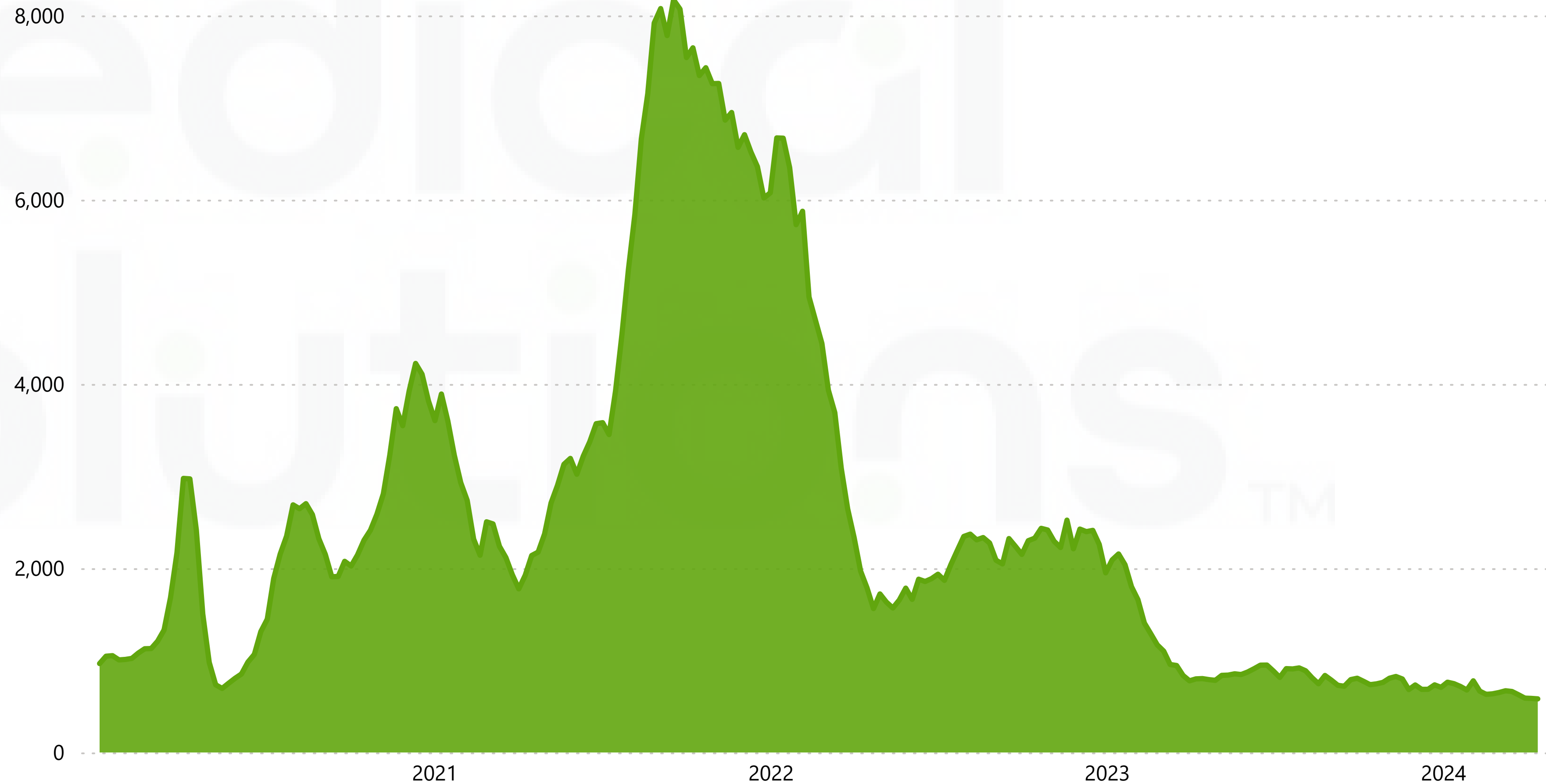
Confidential and Proprietary Information of Medical Solutions. Do not redistribute



# National RN Travel ICU Job Volume

2020 - 2024

Medical Solutions™



● Current Open Positions: **582**

● % Change Last 4 Weeks: **-12%**

● % Change Pre Covid: **-61%**

• Open Jobs information is based on Medical Solutions' internal job openings data derived from its direct contracts, managed service contracts, and third-party staffing programs.

• ICU includes ICU, MICU, & SICU

Open Jobs Data As Of Week Ending: **4/13/2024**

Confidential and Proprietary Information of Medical Solutions. Do not redistribute

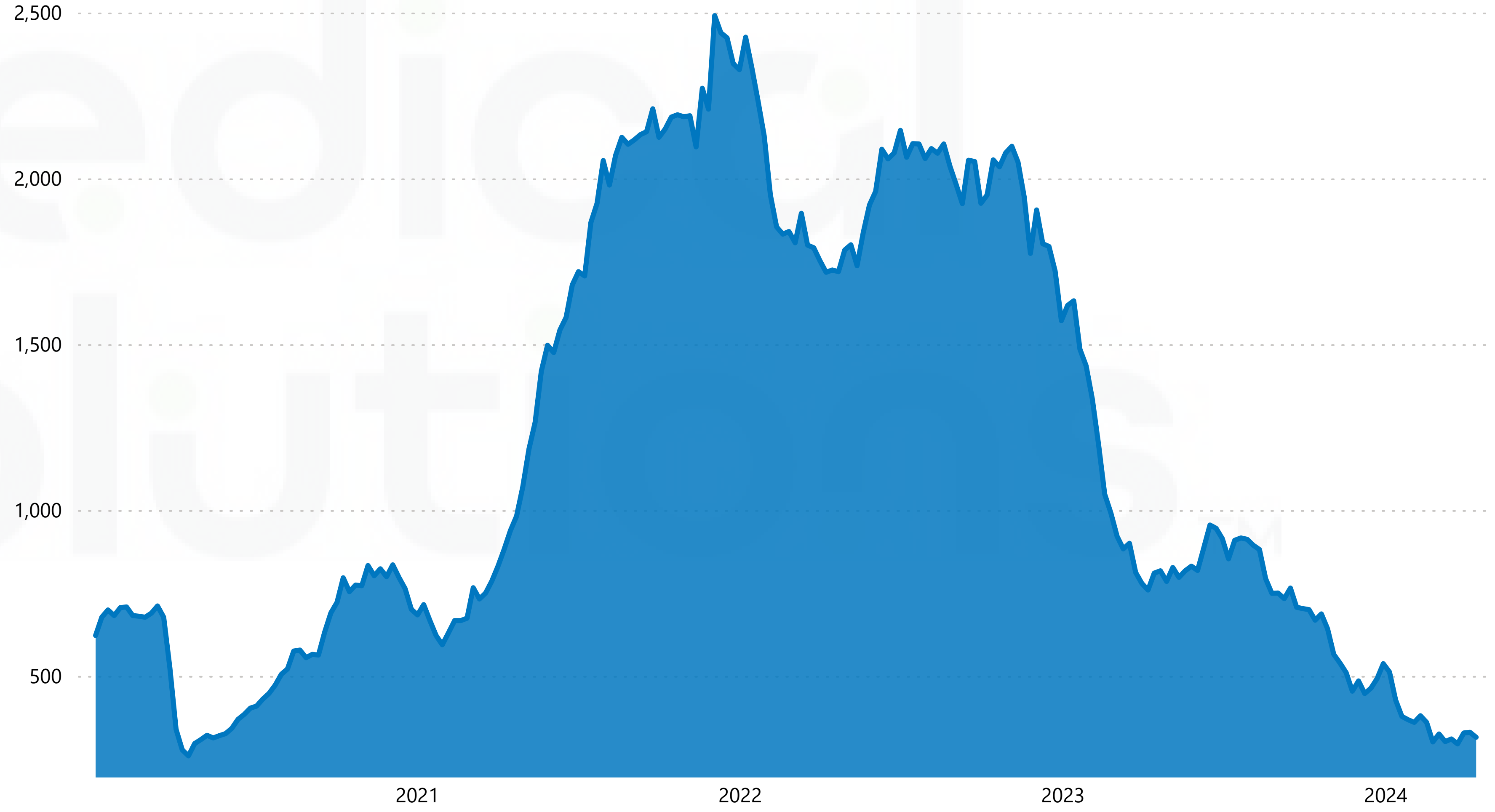




# National RN Travel OR Job Volume

2020 - 2024

Medical Solutions



● Current Open Positions: **315**

● % Change Last 4 Weeks: **2%**

● % Change Pre Covid: **-52%**

- Open Jobs information is based on Medical Solutions' internal job openings data derived from its direct contracts, managed service contracts, and third-party staffing programs.

- OR includes OR, CVOR, and Outpatient Surgery

Open Jobs Data As Of Week Ending: **4/13/2024**

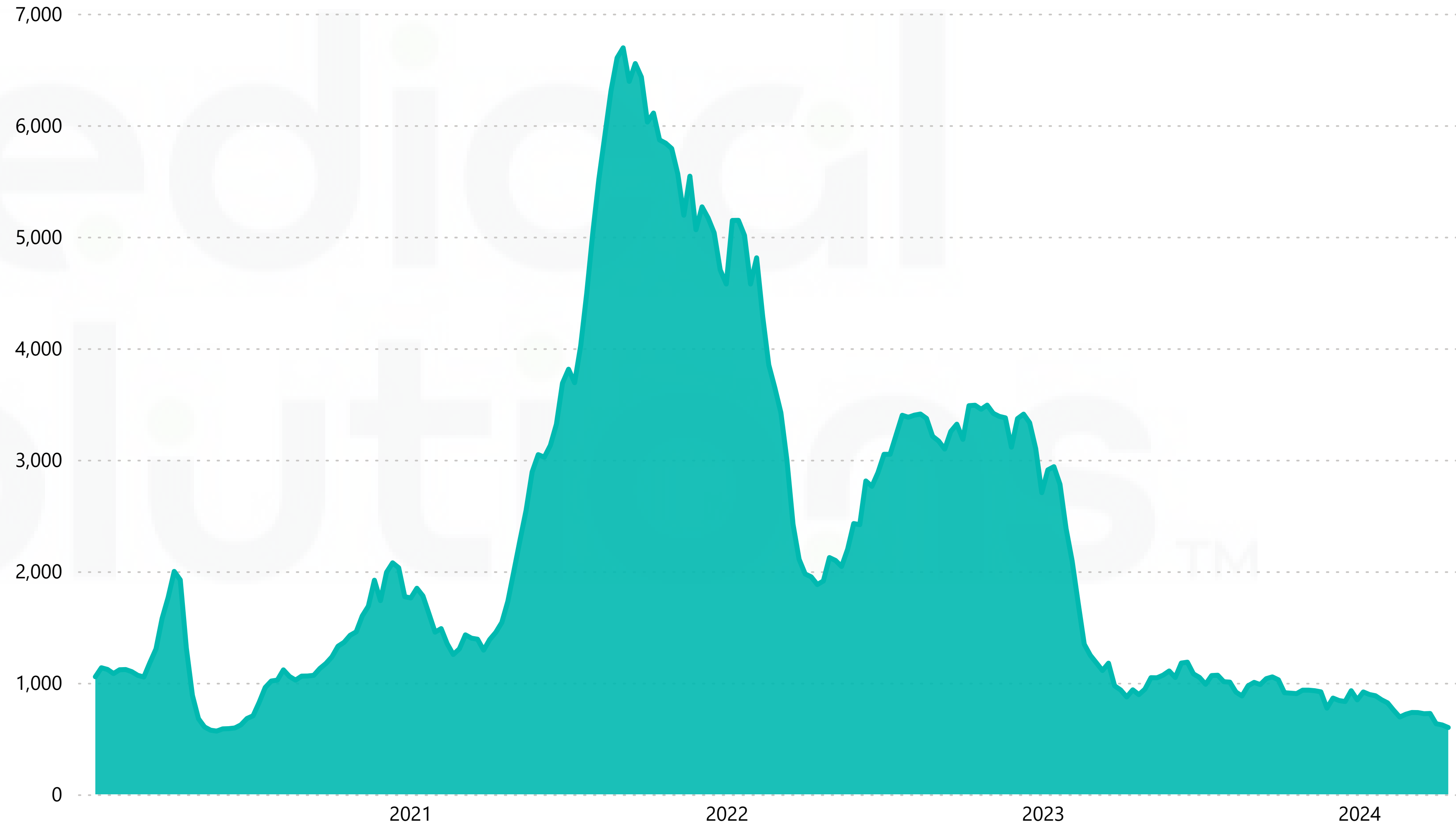
Confidential and Proprietary Information of Medical Solutions. Do not redistribute





# National RN Travel ER Job Volume

2020 - 2024



● Current Open Positions: **599**

● % Change Last 4 Weeks: **-17%**

● % Change Pre Covid: **-56%**

• Open Jobs information is based on Medical Solutions' internal job openings data derived from its direct contracts, managed service contracts, and third-party staffing programs.

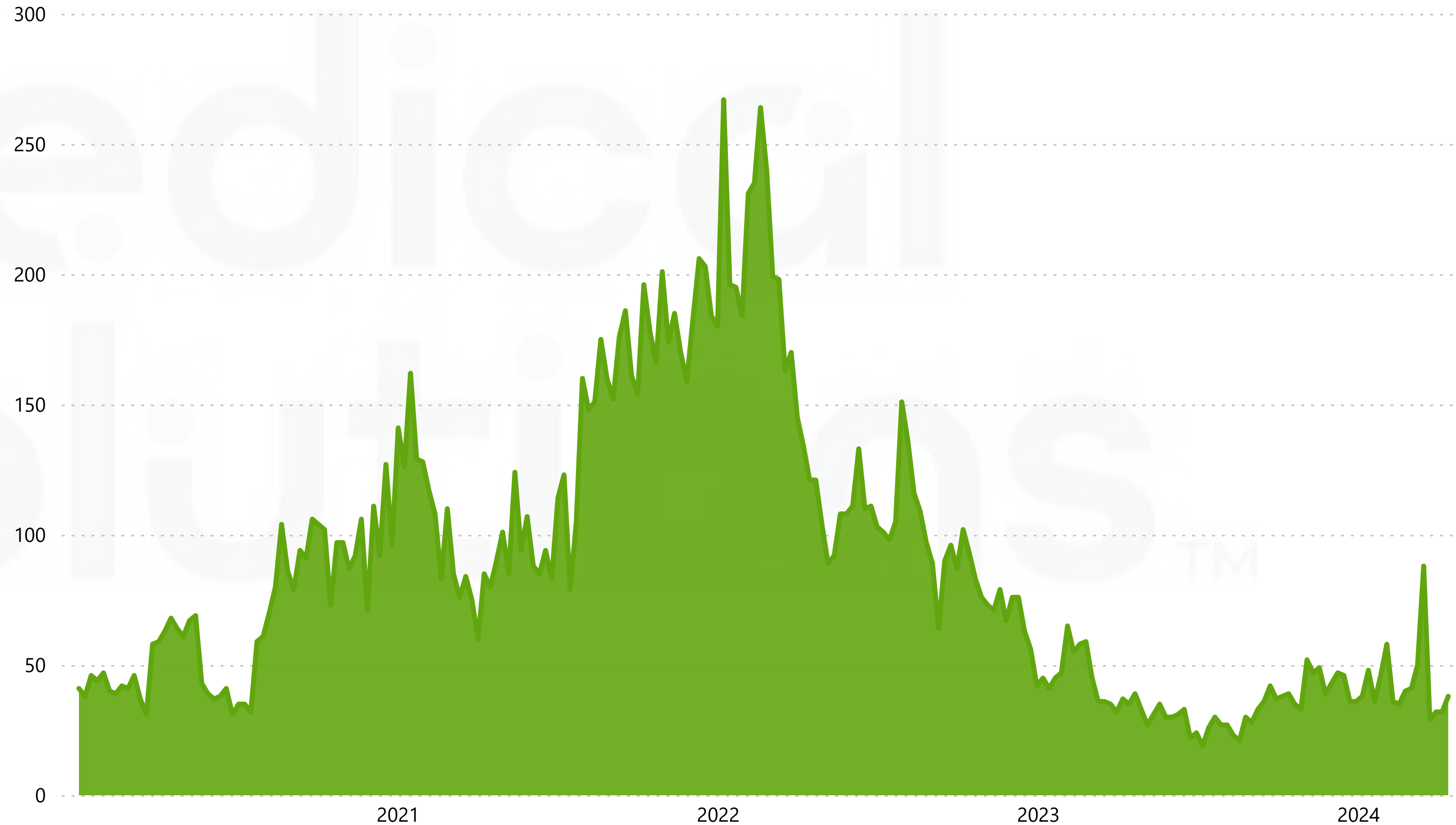
Open Jobs Data As Of Week Ending: **4/13/2024**

Confidential and Proprietary Information of Medical Solutions. Do not redistribute



# National RN Travel Dialysis Job Volume

2020 - 2024



● Current Open Positions: **38**

● % Change Last 4 Weeks: **-57%**

● % Change Pre Covid: **-11%**

• Open Jobs information is based on Medical Solutions' internal job openings data derived from its direct contracts, managed service contracts, and third-party staffing programs.

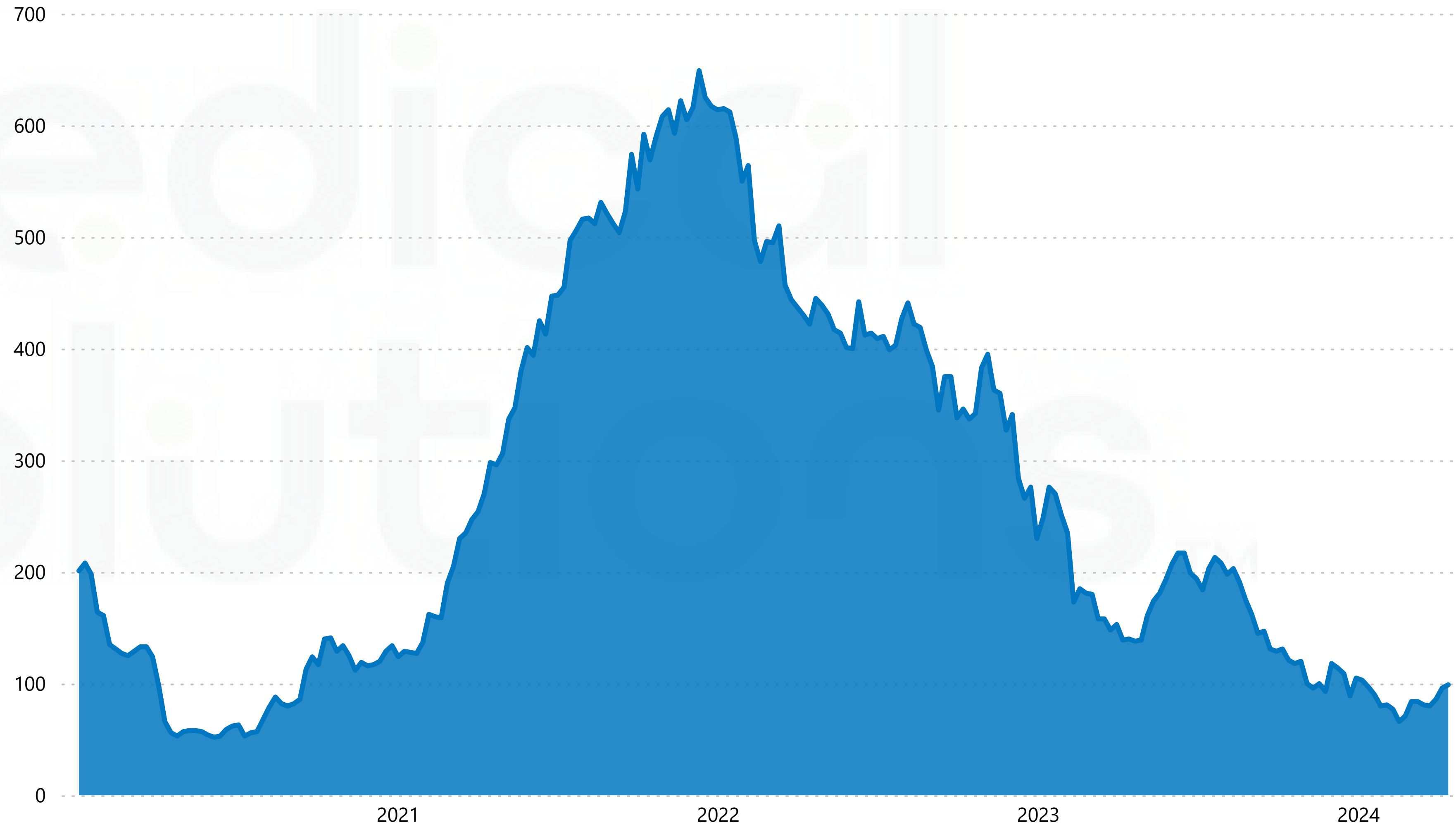
Open Jobs Data As Of Week Ending: **4/13/2024**

Confidential and Proprietary Information of Medical Solutions. Do not redistribute



# National RN Travel Cath Lab Job Volume

2020 - 2024



● Current Open Positions: **99**

● % Change Last 4 Weeks: **22%**

● % Change Pre Covid: **-23%**

• Open Jobs information is based on Medical Solutions' internal job openings data derived from its direct contracts, managed service contracts, and third-party staffing programs.

Open Jobs Data As Of Week Ending: **4/13/2024**

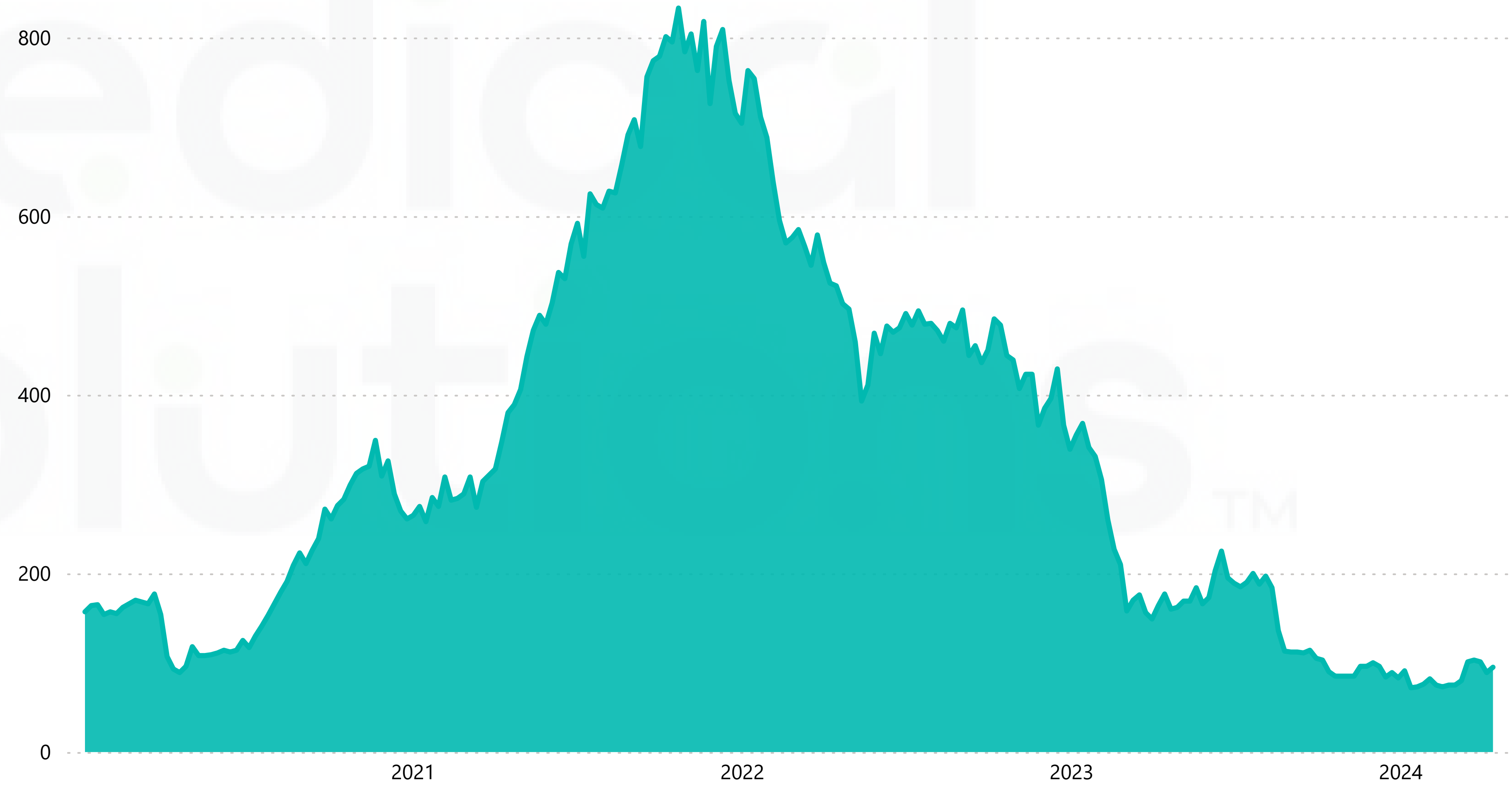
Confidential and Proprietary Information of Medical Solutions. Do not redistribute



# National RN Travel PACU Job Volume

2020 - 2024

Medical Solutions™



● Current Open Positions: **95**

● % Change Last 4 Weeks: **-6%**

● % Change Pre Covid: **-43%**

• Open Jobs information is based on Medical Solutions' internal job openings data derived from its direct contracts, managed service contracts, and third-party staffing programs.

Open Jobs Data As Of Week Ending: **4/13/2024**

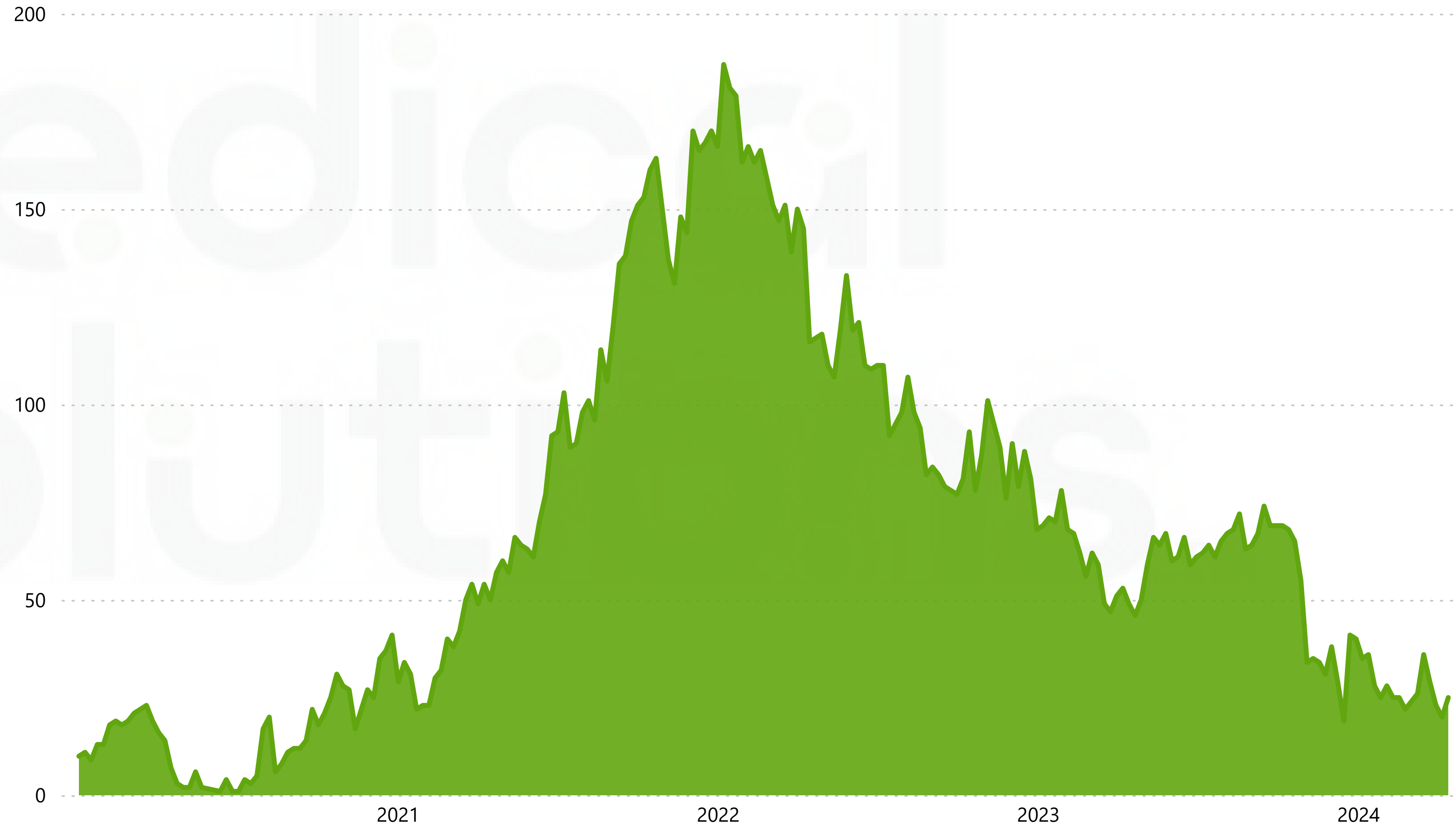
Confidential and Proprietary Information of Medical Solutions. Do not redistribute





# National RN Travel IR Job Volume

2020 - 2024



● Current Open Positions: **25**

● % Change Last 4 Weeks: **-31%**

● % Change Pre Covid: **20%**

• Open Jobs information is based on Medical Solutions' internal job openings data derived from its direct contracts, managed service contracts, and third-party staffing programs.

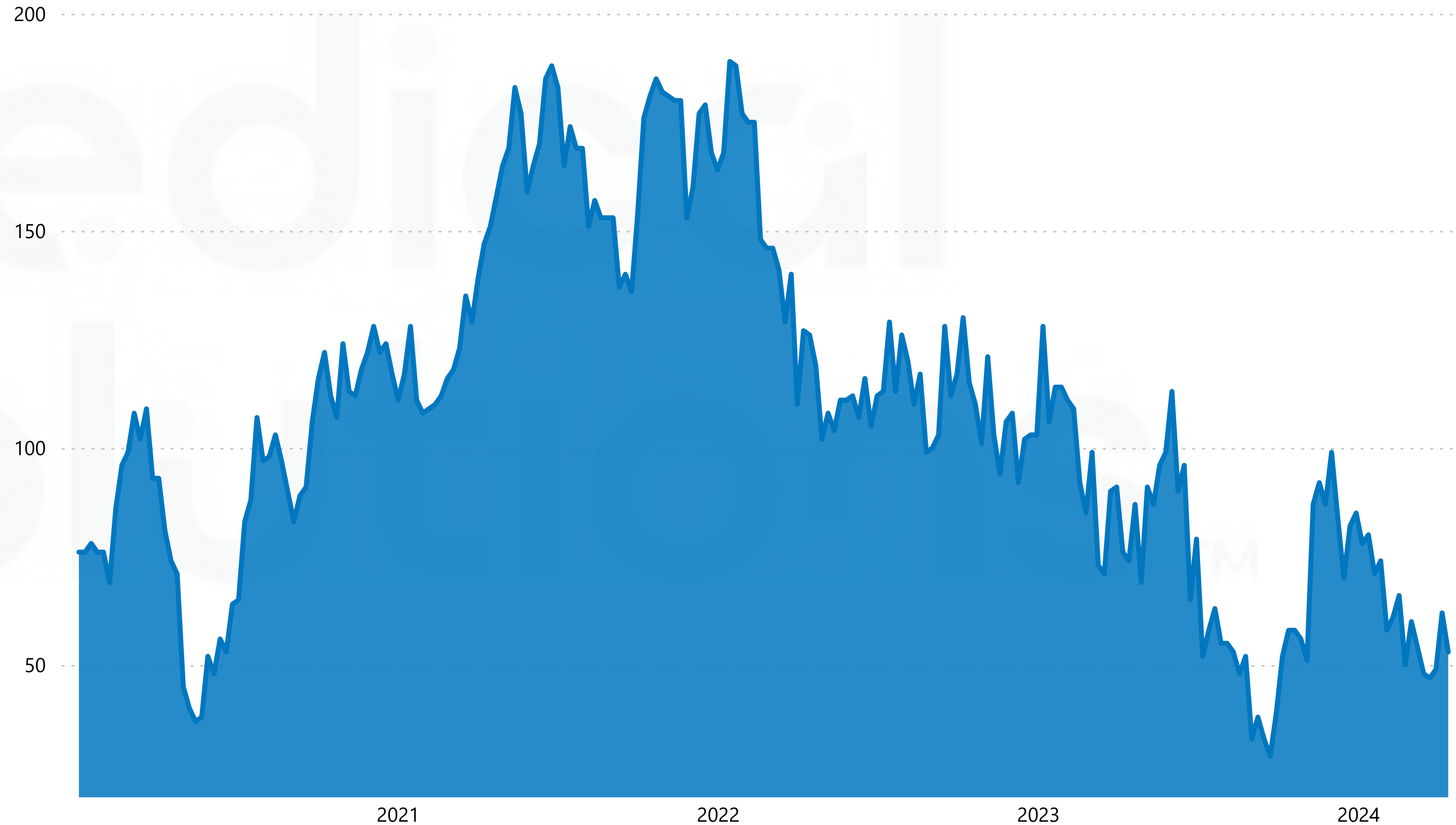
Open Jobs Data As Of Week Ending: **4/13/2024**

Confidential and Proprietary Information of Medical Solutions. Do not redistribute



# National RN Travel Home Health Job Volume

2020 - 2024



● Current Open Positions: **53**

● % Change Last 4 Weeks: **10%**

● % Change Pre Covid: **-48%**

• Open Jobs information is based on Medical Solutions' internal job openings data derived from its direct contracts, managed service contracts, and third-party staffing programs.

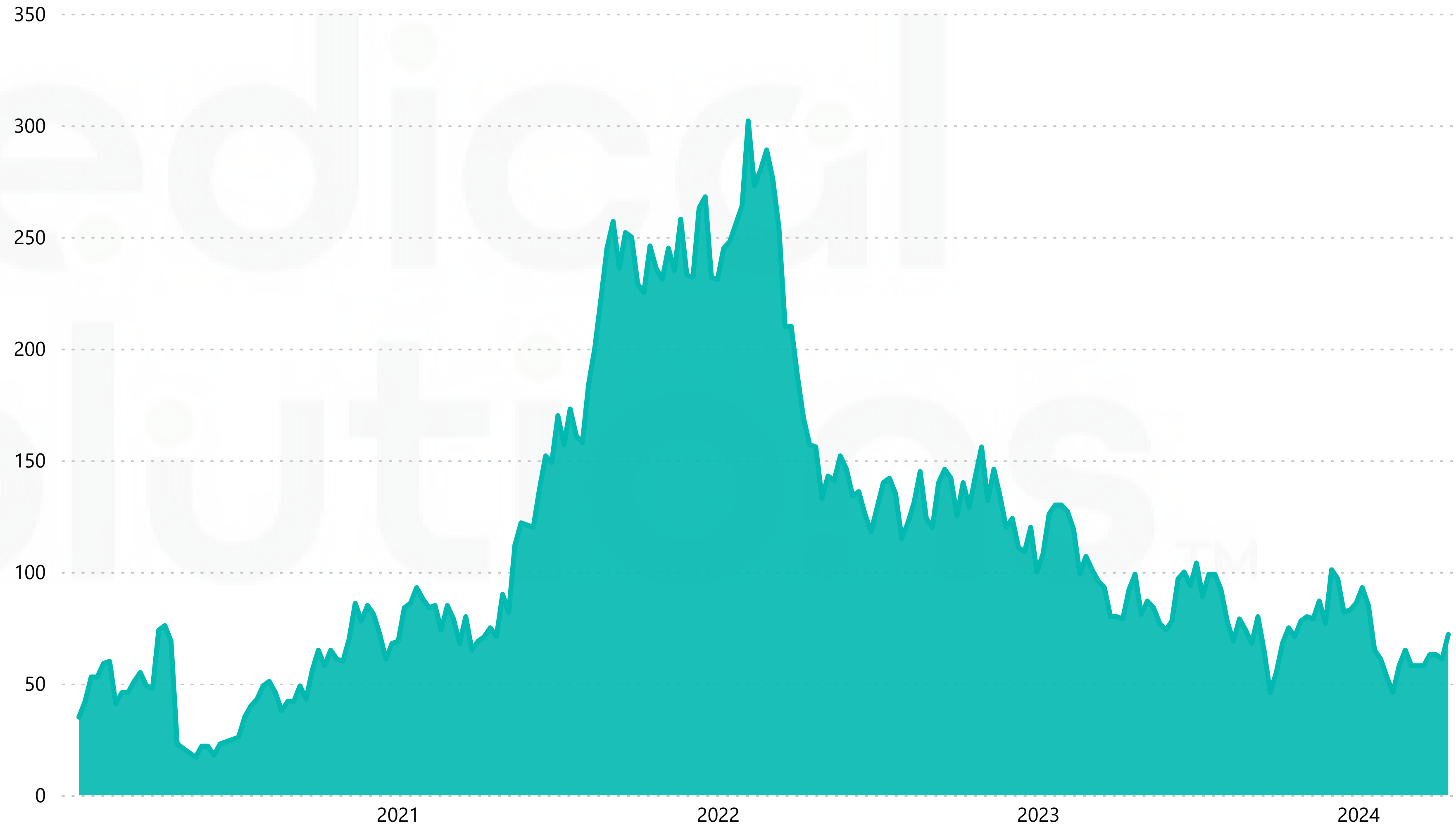
Open Jobs Data As Of Week Ending: **4/13/2024**

Confidential and Proprietary Information of Medical Solutions. Do not redistribute



# National RN Travel Case Management Job Volume

2020 - 2024



● Current Open Positions: **72**

● % Change Last 4 Weeks: **24%**

● % Change Pre Covid: **45%**

• Open Jobs information is based on Medical Solutions' internal job openings data derived from its direct contracts, managed service contracts, and third-party staffing programs.

Open Jobs Data As Of Week Ending: **4/13/2024**

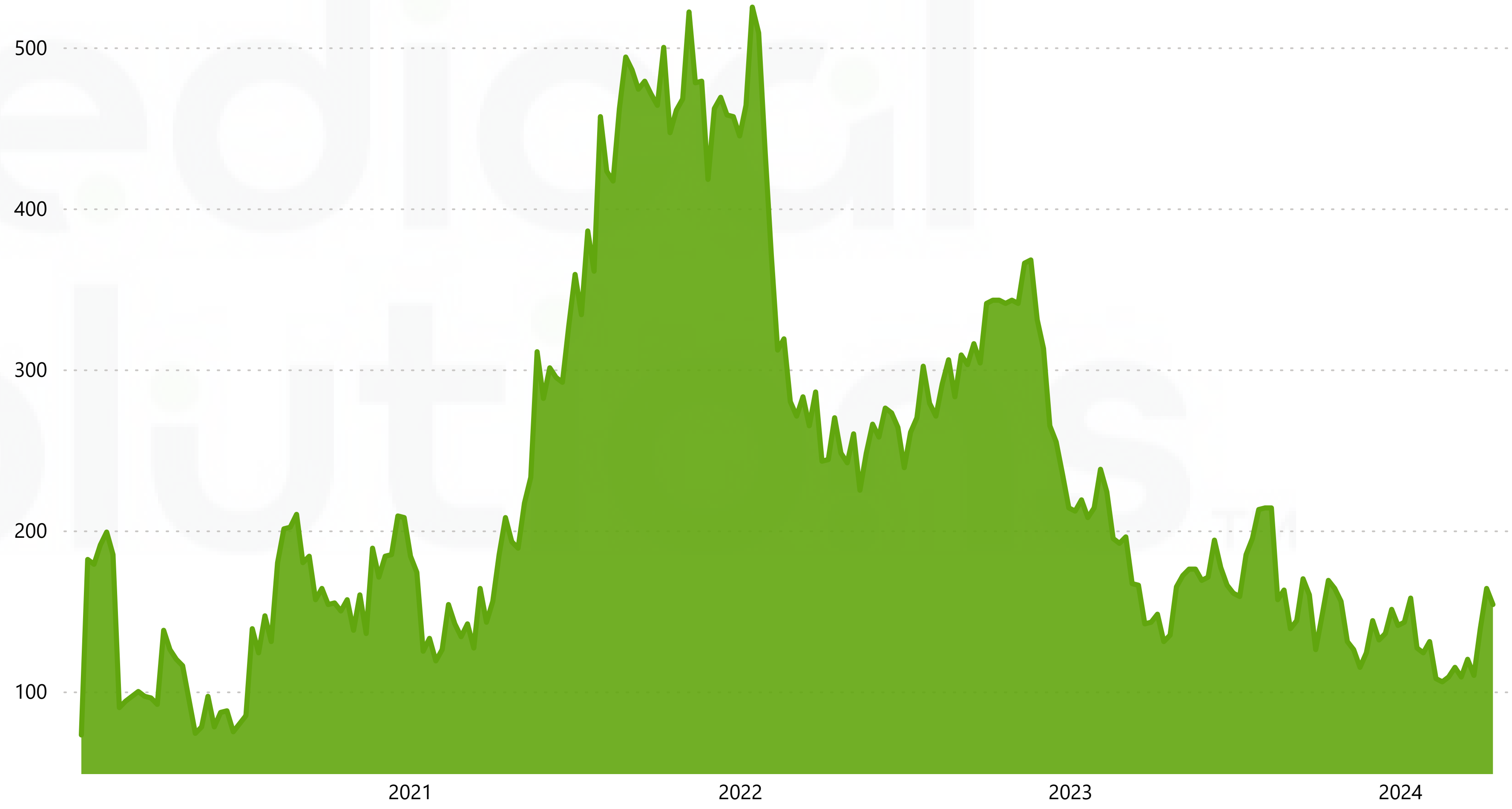
Confidential and Proprietary Information of Medical Solutions. Do not redistribute



# National RN Travel Behavioral Health Job Volume

2020 - 2024

Medical Solutions



● Current Open Positions: **154**

● % Change Last 4 Weeks: **28%**

● % Change Pre Covid: **60%**

- Open Jobs information is based on Medical Solutions' internal job openings data derived from its direct contracts, managed service contracts, and third-party staffing programs.

Open Jobs Data As Of Week Ending: **4/13/2024**

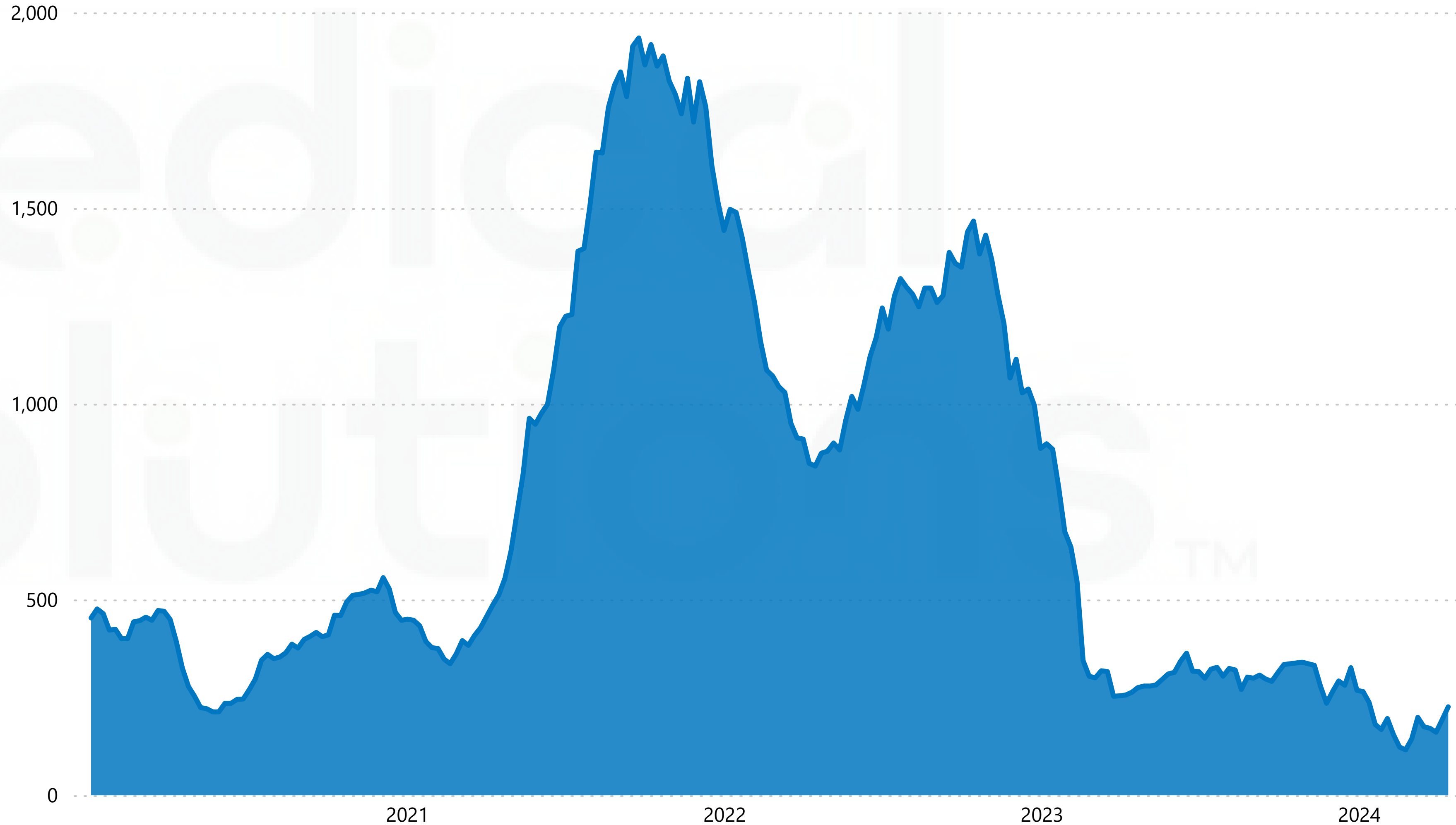
Confidential and Proprietary Information of Medical Solutions. Do not redistribute





# National RN Travel L&D Job Volume

2020 - 2024



● Current Open Positions: **226**

● % Change Last 4 Weeks: **29%**

● % Change Pre Covid: **-51%**

• Open Jobs information is based on Medical Solutions' internal job openings data derived from its direct contracts, managed service contracts, and third-party staffing programs.

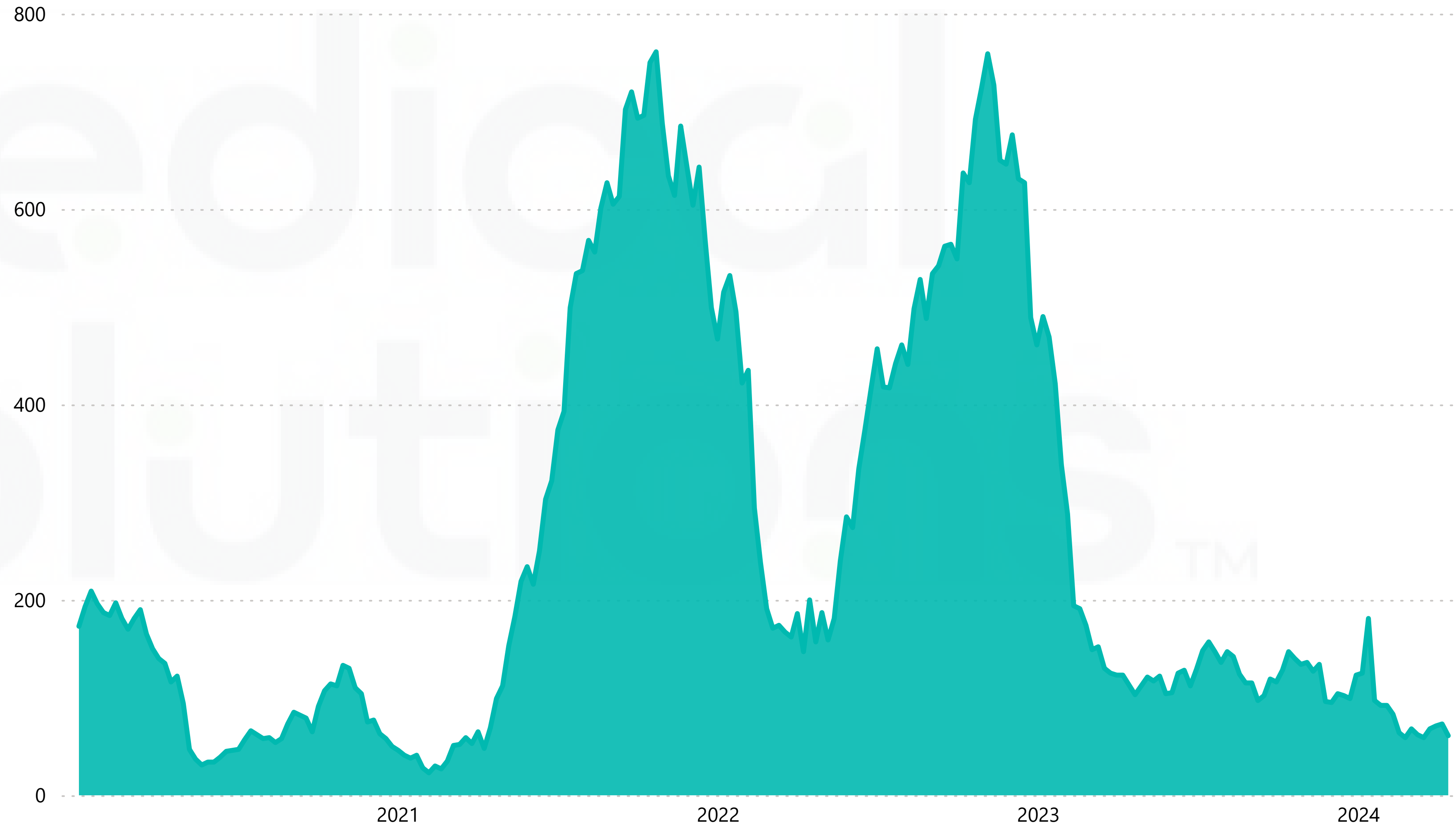
Open Jobs Data As Of Week Ending: **4/13/2024**

Confidential and Proprietary Information of Medical Solutions. Do not redistribute



# National RN Travel NICU Job Volume

2020 - 2024



- Current Open Positions: **61**
- % Change Last 4 Weeks: **3%**
- % Change Pre Covid: **-64%**

• Open Jobs information is based on Medical Solutions' internal job openings data derived from its direct contracts, managed service contracts, and third-party staffing programs.

Open Jobs Data As Of Week Ending: **4/13/2024**

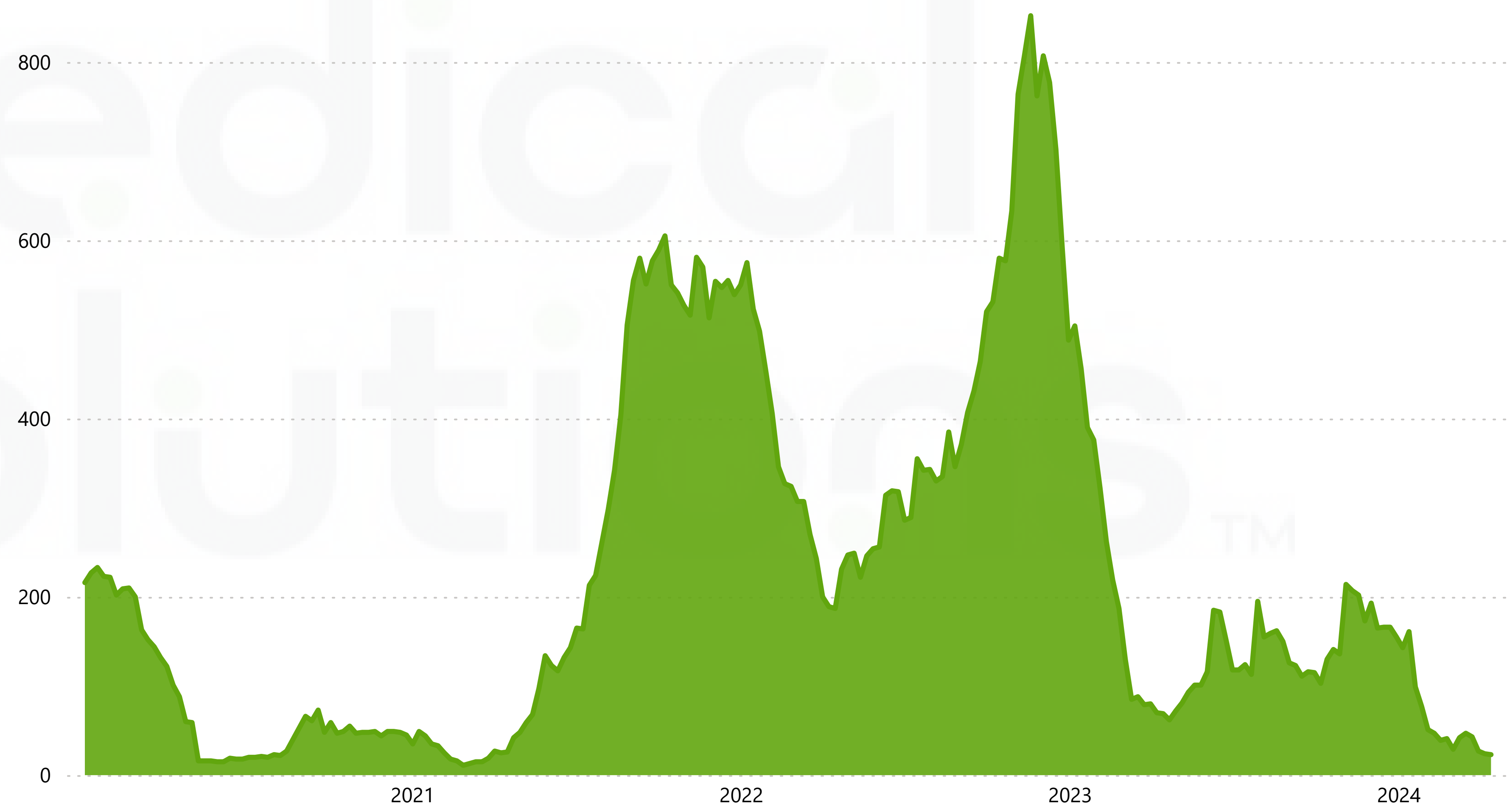
Confidential and Proprietary Information of Medical Solutions. Do not redistribute



# National RN Travel PICU Job Volume

2020 - 2024

Medical Solutions™



- Current Open Positions: **23**
- % Change Last 4 Weeks: **-51%**
- % Change Pre Covid: **-85%**

• Open Jobs information is based on Medical Solutions' internal job openings data derived from its direct contracts, managed service contracts, and third-party staffing programs.

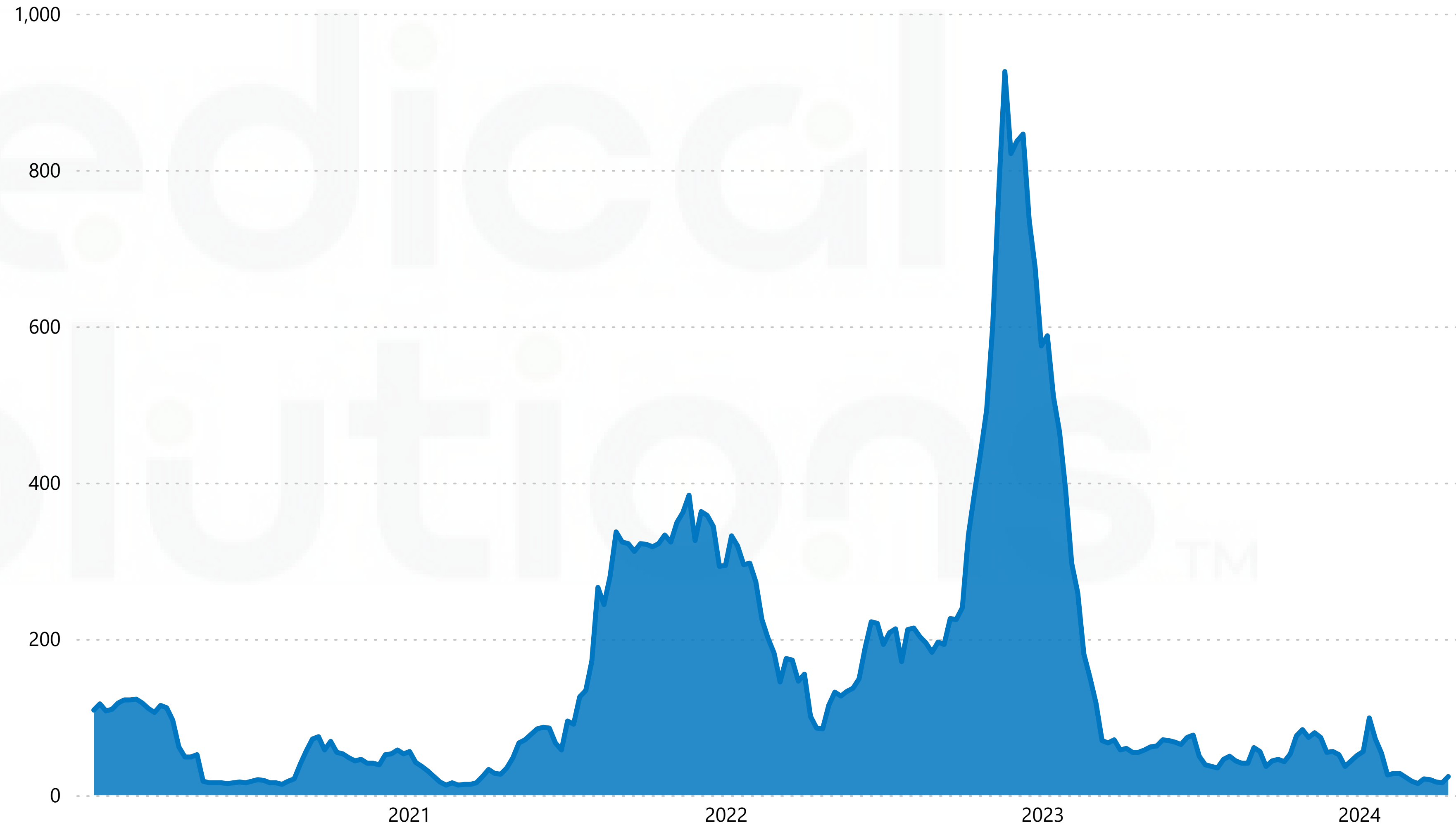
Open Jobs Data As Of Week Ending: **4/13/2024**

Confidential and Proprietary Information of Medical Solutions. Do not redistribute



# National RN Travel Pediatrics Job Volume

2020 - 2024



● Current Open Positions: **24**

● % Change Last 4 Weeks: **14%**

● % Change Pre Covid: **-79%**

• Open Jobs information is based on Medical Solutions' internal job openings data derived from its direct contracts, managed service contracts, and third-party staffing programs.

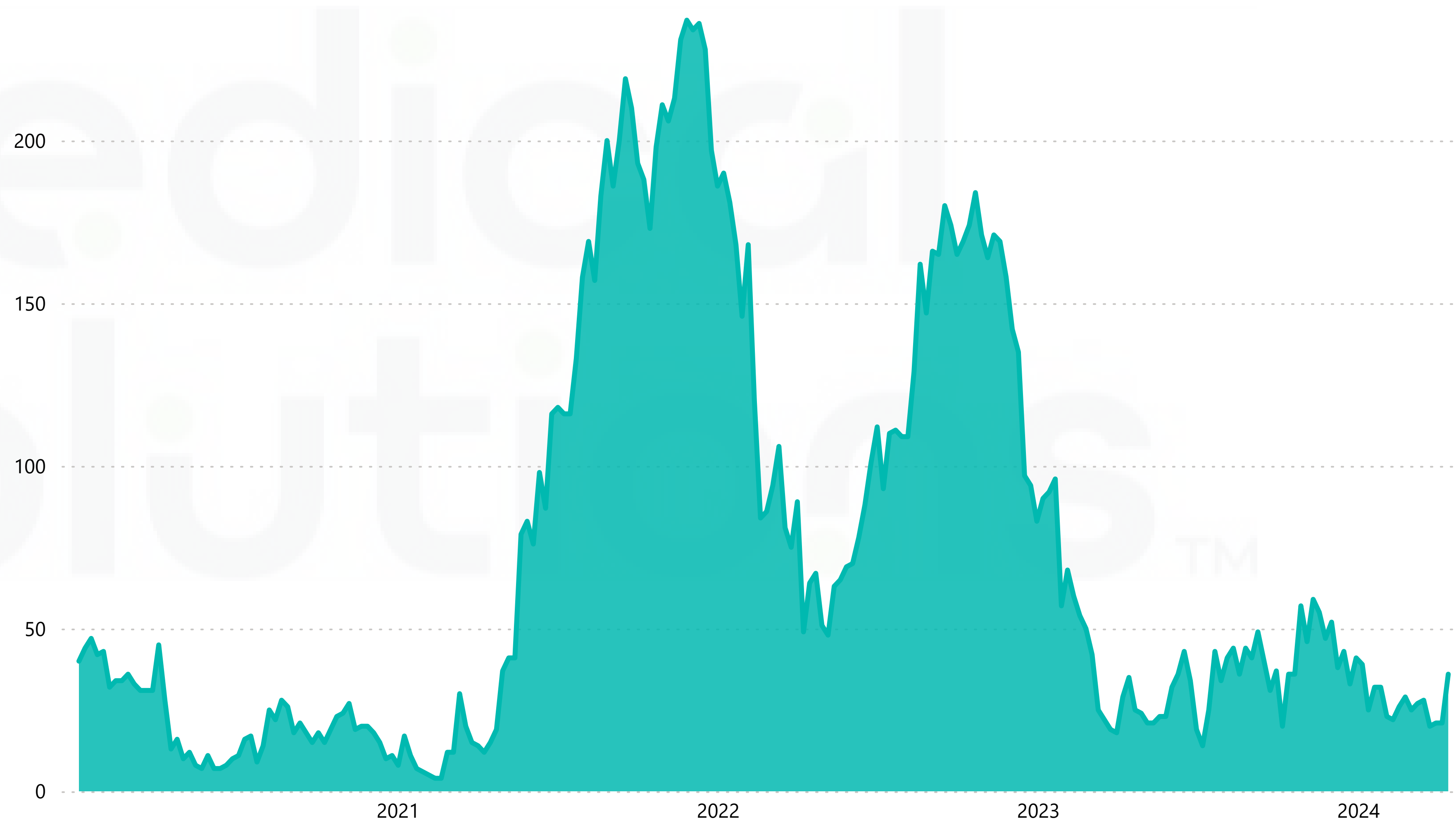




# National RN Travel Mother/Baby Job Volume

2020 - 2024

- Current Open Positions: **36**
- % Change Last 4 Weeks: **29%**
- % Change Pre Covid: **11%**



• Open Jobs information is based on Medical Solutions' internal job openings data derived from its direct contracts, managed service contracts, and third-party staffing programs.

Open Jobs Data As Of Week Ending: 4/13/2024

Confidential and Proprietary Information of Medical Solutions. Do not redistribute



# National Travel CNA Job Volume

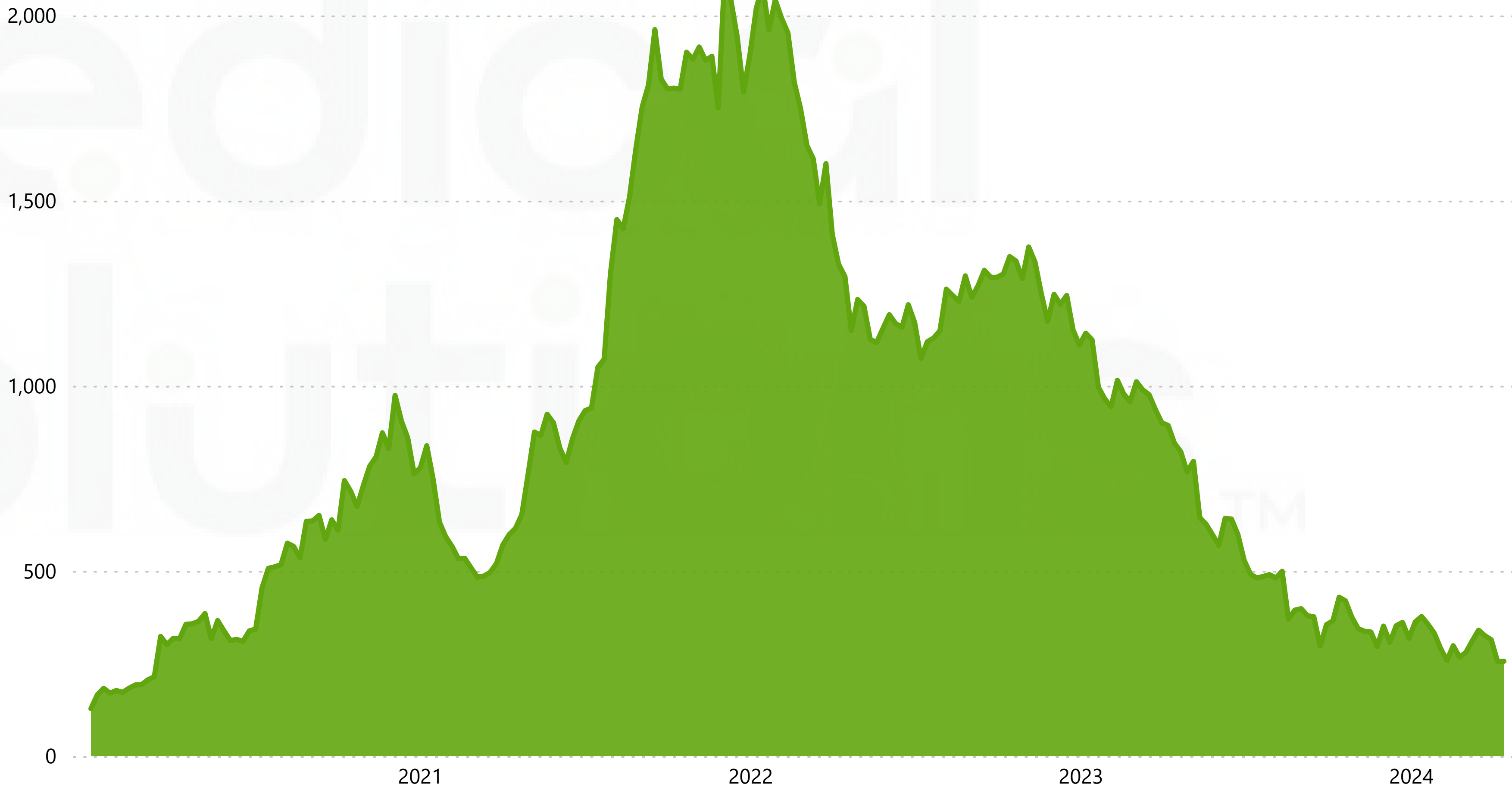
2020 - 2024

● Current Open Positions: **256**

● % Change Last 4 Weeks: **-25%**

● % Change Pre Covid: **3%**

• Open Jobs information is based on Medical Solutions' internal job openings data derived from its direct contracts, managed service contracts, and third-party staffing programs.



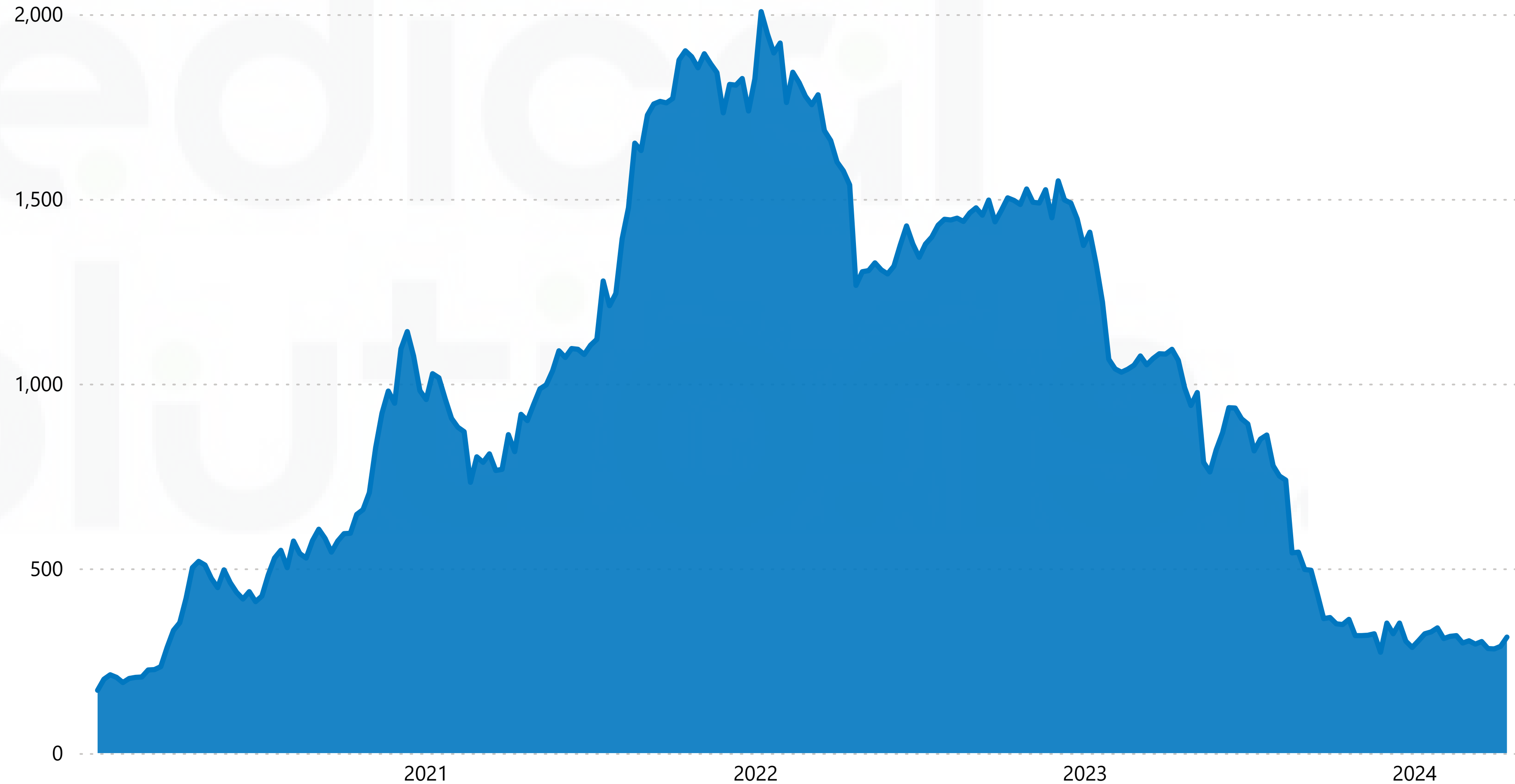
Open Jobs Data As Of Week Ending: **4/13/2024**



# National Travel LPN Job Volume

2020 - 2024

Medical Solutions



● Current Open Positions: **314**

● % Change Last 4 Weeks: **4%**

● % Change Pre Covid: **20%**


• Open Jobs information is based on Medical Solutions' internal job openings data derived from its direct contracts, managed service contracts, and third-party staffing programs.

Open Jobs Data As Of Week Ending: **4/13/2024**

Confidential and Proprietary Information of Medical Solutions. Do not redistribute



# Allied Demand



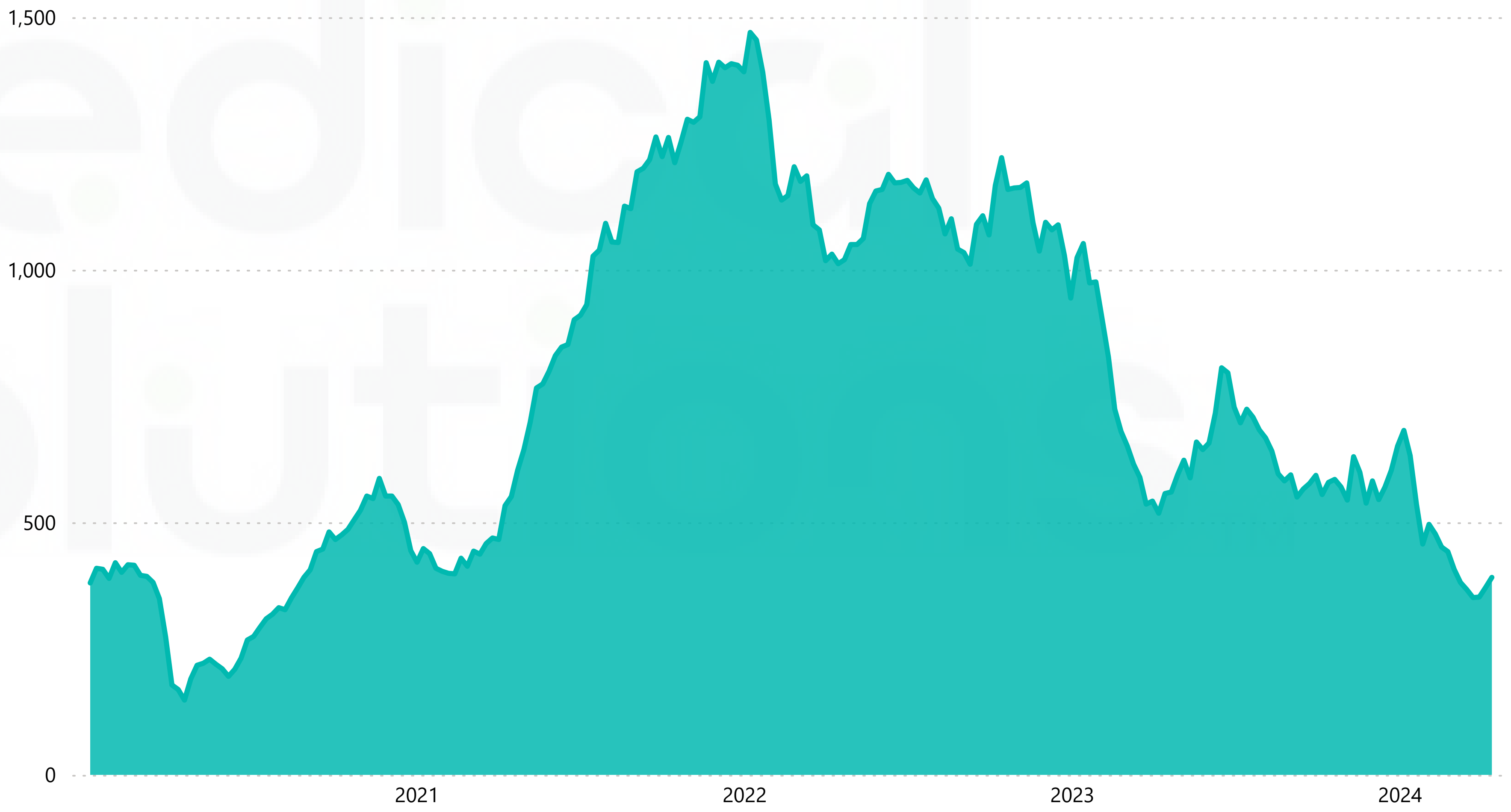




# National Travel OR Tech Job Volume

2020 - 2024

Medical Solutions



Current Open Positions: **391**

% Change Last 4 Weeks: **7%**

% Change Pre Covid: **9%**

• Open Jobs information is based on Medical Solutions' internal job openings data derived from its direct contracts, managed service contracts, and third-party staffing programs.

• OR Tech includes, OR, Cardio OR, and Peds OR techs

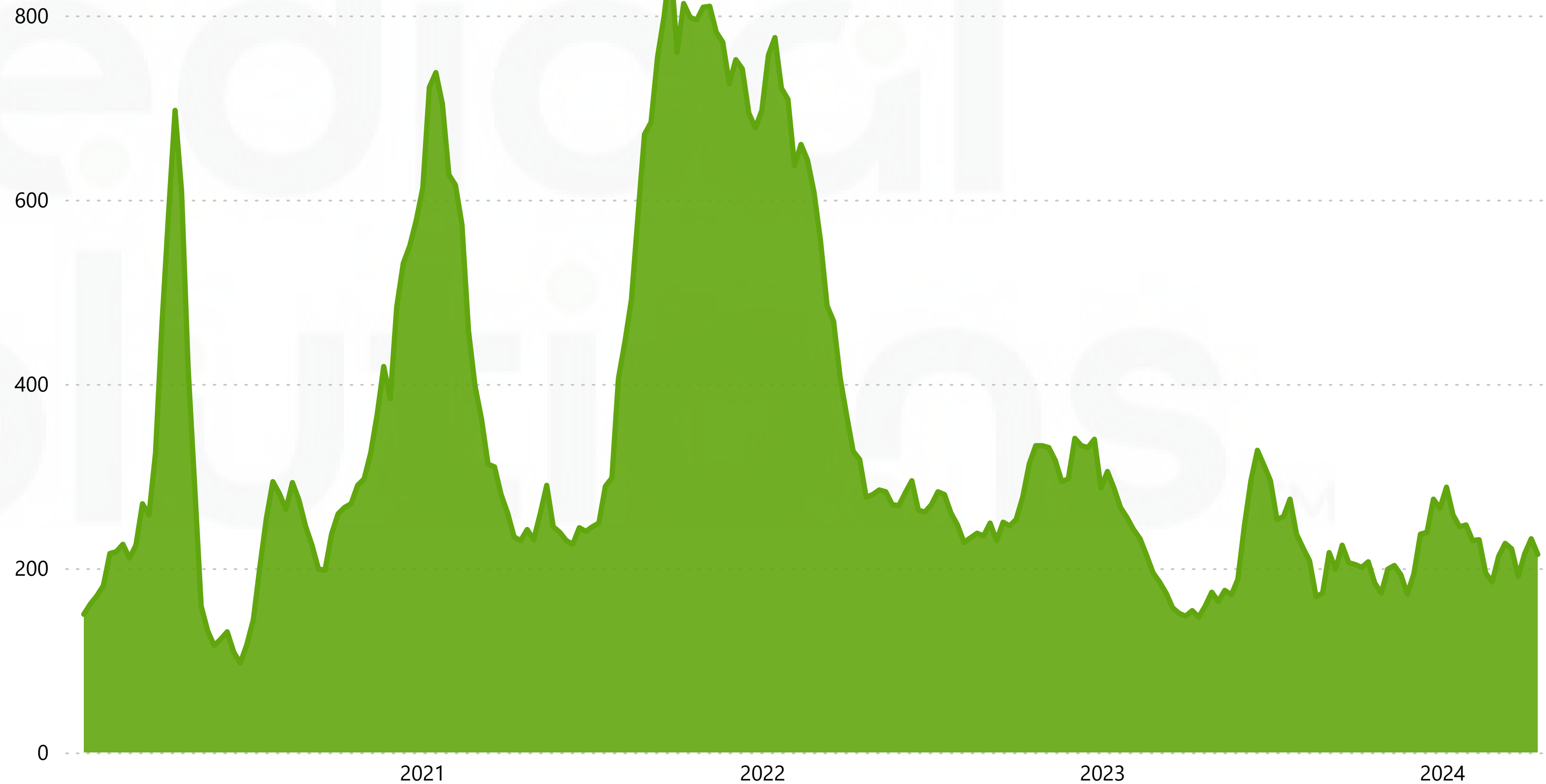
Open Jobs Data As Of Week Ending: **4/13/2024**

Confidential and Proprietary Information of Medical Solutions. Do not redistribute



# National Travel Respiratory Therapist Job Volume

2020 - 2024



● Current Open Positions: **215**

● % Change Last 4 Weeks: **-3%**

● % Change Pre Covid: **-30%**

• Open Jobs information is based on Medical Solutions' internal job openings data derived from its direct contracts, managed service contracts, and third-party staffing programs.

Open Jobs Data As Of Week Ending: **4/13/2024**

Confidential and Proprietary Information of Medical Solutions. Do not redistribute



# National Travel Med Tech Job Volume

2020 - 2024

- Current Open Positions: **80**
- % Change Last 4 Weeks: **-12%**
- % Change Pre Covid: **142%**



• Open Jobs information is based on Medical Solutions' internal job openings data derived from its direct contracts, managed service contracts, and third-party staffing programs.

Open Jobs Data As Of Week Ending: **4/13/2024**

Confidential and Proprietary Information of Medical Solutions. Do not redistribute



# National Travel Rad Tech Job Volume

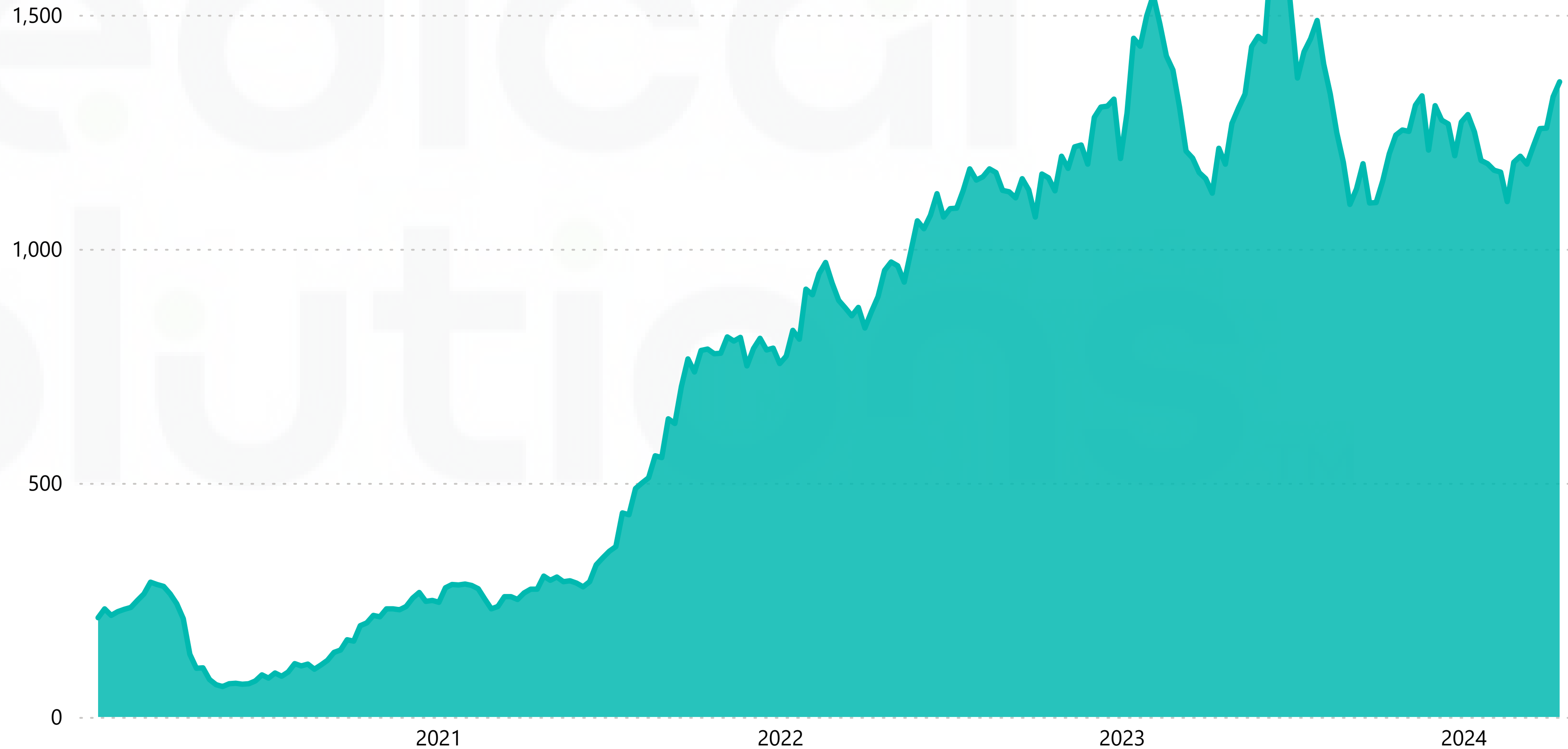
2020 - 2024

Medical Solutions

● Current Open Positions: **1,357**

● % Change Last 4 Weeks: **11%**

● % Change Pre Covid: **401%**



• Open Jobs information is based on Medical Solutions' internal job openings data derived from its direct contracts, managed service contracts, and third-party staffing programs.

• Rad Tech includes all unit assignments

Open Jobs Data As Of Week Ending: **4/13/2024**

Confidential and Proprietary Information of Medical Solutions. Do not redistribute

# National Bill Rate Averages







# National Bill Rates

## Nursing (RN)

| Specialty                            | National Average |
|--------------------------------------|------------------|
| Cardiac Cath Lab                     | \$118.19 ↑       |
| L&D (Labor and Delivery)             | \$108.16 ↑       |
| OR (Operating Room)                  | \$107.82 ↑       |
| PICU (Pediatric Intensive Care Unit) | \$107.50 ↓       |
| NICU (Neonatal Intensive Care Unit)  | \$105.83 ↓       |
| IR (Interventional Radiology)        | \$105.00 ↓       |
| PACU (Post Anesthesia Care Unit)     | \$100.15 ↓       |
| ER (Emergency Room)                  | \$96.52 ↘        |
| Case Management (Utilization Review) | \$96.00 ↓        |
| ICU (Intensive Care Unit)            | \$95.06 ↓        |
| Home Health                          | \$95.00 ↓        |
| Telemetry                            | \$94.56 ↗        |
| Psychiatric Unit                     | \$93.74 ↓        |
| Med Surg (Medical Surgical)          | \$89.31 ↓        |
| Dialysis                             | \$85.22 ↗        |
| Mother Baby (Post Partum)            | \$85.00 ↑        |

## Allied

| Specialty               | National Average |
|-------------------------|------------------|
| Rad Tech                | \$106.29 ↘       |
| Med Tech (Medical Tech) | \$90.00 ↑        |
| Respiratory Therapist   | \$86.08 ↑        |
| Surgical Tech           | \$81.21 ↓        |
| Phlebotomist            | \$62.22 ↑        |

Average Rates are for week ending: 4/13/2024

Bill Rate information is based on Medical Solutions' placed contracts data for travelers placed through its direct contracts, managed service contracts, and third-party staffing programs